

Project Title: **Fall 2019**

Course Audience: **30**
Responses Received: **28**
Response Ratio: **93.33%**

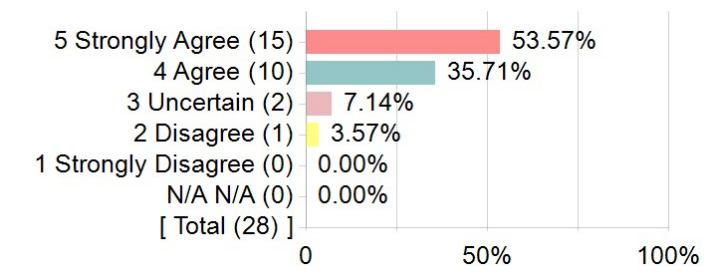
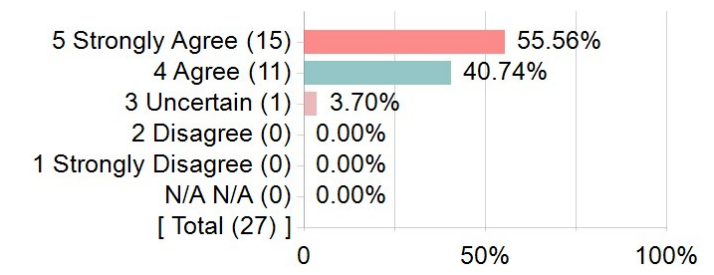
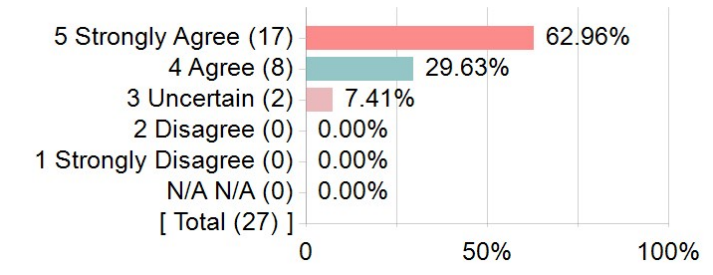
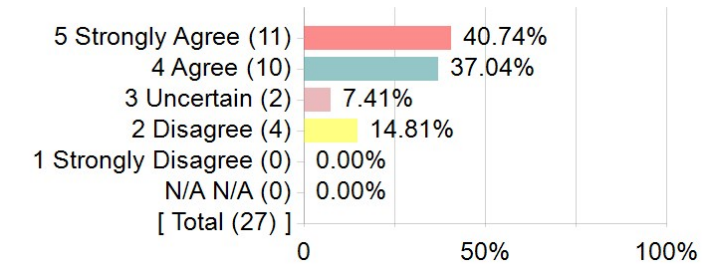
Creation Date: **Monday, March 16, 2020**

Fall 2019 - Course Evaluation Report for ECON115008_2020F_Discussion Group--Statistics - Kritika Goel

Response Table

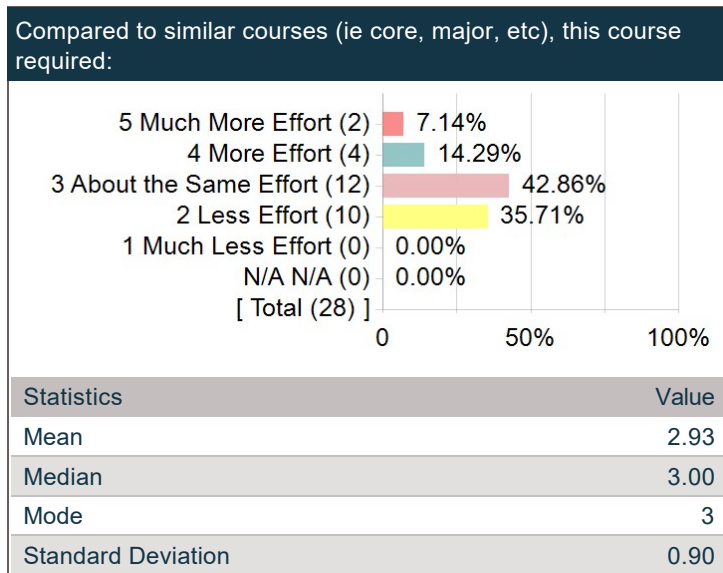
Raters	Students
Responded	28
Invited	30
Response Ratio	93.33%

Course Related Questions for ECON115008_2020F_Discussion Group--Statistics- Distribution of Responses

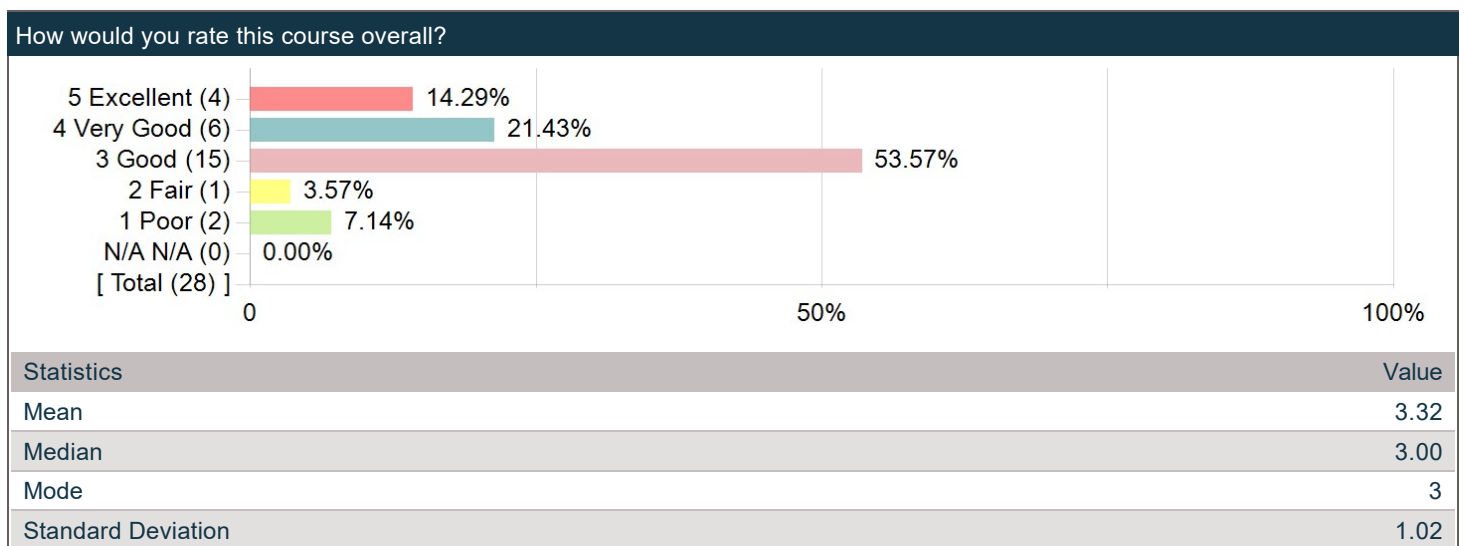
1. The course was well organized.	2. The course generally followed the syllabus.
 <p>5 Strongly Agree (15) 53.57%</p> <p>4 Agree (10) 35.71%</p> <p>3 Uncertain (2) 7.14%</p> <p>2 Disagree (1) 3.57%</p> <p>1 Strongly Disagree (0) 0.00%</p> <p>N/A N/A (0) 0.00%</p> <p>[Total (28)]</p>	 <p>5 Strongly Agree (15) 55.56%</p> <p>4 Agree (11) 40.74%</p> <p>3 Uncertain (1) 3.70%</p> <p>2 Disagree (0) 0.00%</p> <p>1 Strongly Disagree (0) 0.00%</p> <p>N/A N/A (0) 0.00%</p> <p>[Total (27)]</p>
Statistics	Statistics
Mean	Value
Median	Value
Mode	Value
Standard Deviation	Value
Mean	4.39
Median	5.00
Mode	5
Standard Deviation	0.79
3. Class attendance was necessary for learning course material.	4. The course was intellectually challenging.
 <p>5 Strongly Agree (17) 62.96%</p> <p>4 Agree (8) 29.63%</p> <p>3 Uncertain (2) 7.41%</p> <p>2 Disagree (0) 0.00%</p> <p>1 Strongly Disagree (0) 0.00%</p> <p>N/A N/A (0) 0.00%</p> <p>[Total (27)]</p>	 <p>5 Strongly Agree (11) 40.74%</p> <p>4 Agree (10) 37.04%</p> <p>3 Uncertain (2) 7.41%</p> <p>2 Disagree (4) 14.81%</p> <p>1 Strongly Disagree (0) 0.00%</p> <p>N/A N/A (0) 0.00%</p> <p>[Total (27)]</p>
Statistics	Statistics
Mean	Value
Median	Value
Mode	Value
Standard Deviation	Value
Mean	4.56
Median	5.00
Mode	5
Standard Deviation	0.64
Statistics	Statistics
Mean	Value
Median	Value
Mode	Value
Standard Deviation	Value
Mean	4.04
Median	4.00
Mode	5
Standard Deviation	1.06

Course Related Questions for ECON115008_2020F_Discussion Group--Statistics- Distribution of Responses (continued)

Compared to similar courses (ie core, major, etc), this course required:



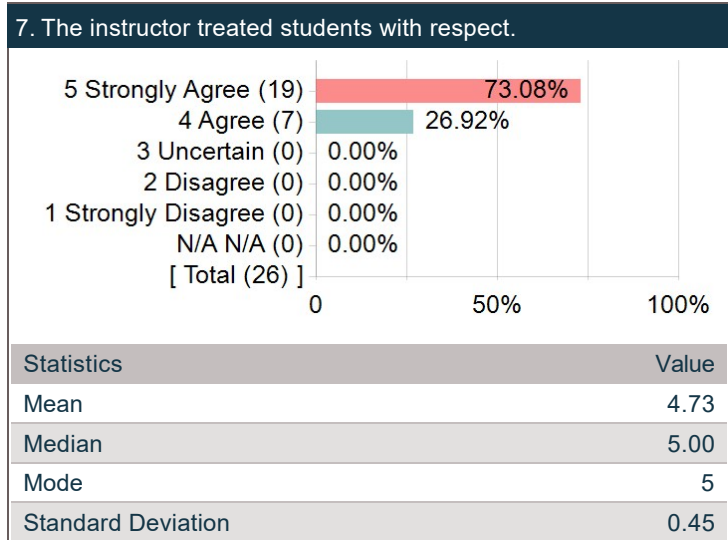
How would you rate this course overall?



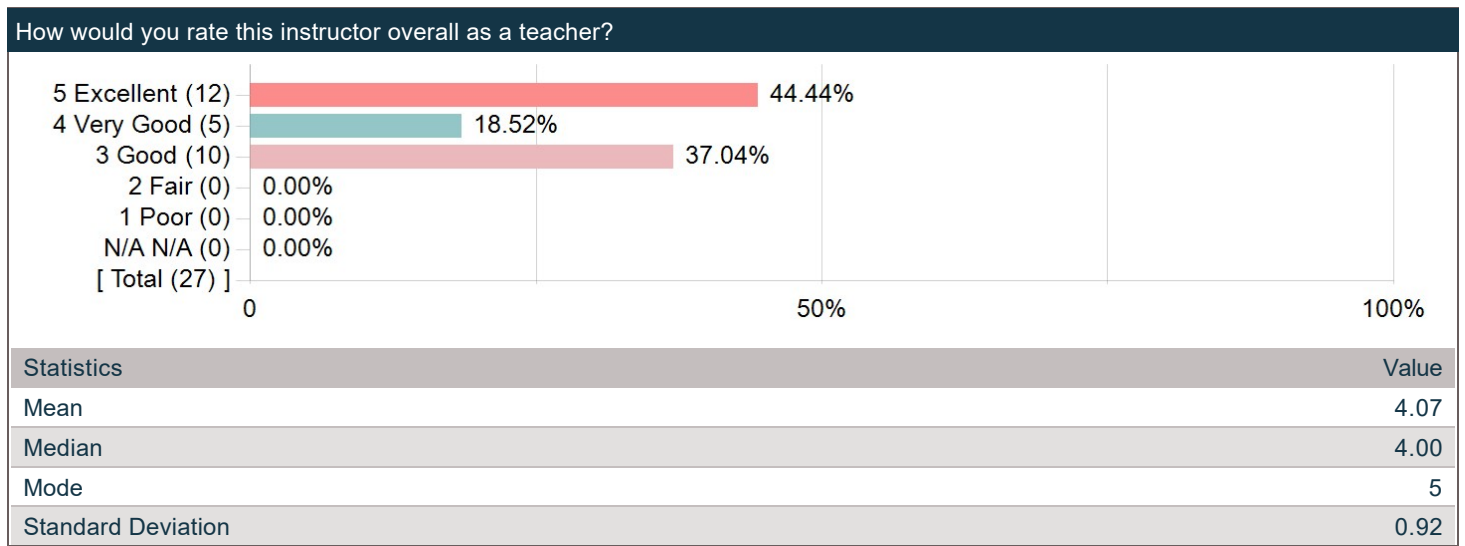
Instructor Questions for (Kritika Goel)- Distribution of Responses

1. The instructor was prepared.		2. The instructor was available for help outside of class.																					
<table border="1"> <thead> <tr> <th>Statistics</th> <th>Value</th> </tr> </thead> <tbody> <tr> <td>Mean</td> <td>4.67</td> </tr> <tr> <td>Median</td> <td>5.00</td> </tr> <tr> <td>Mode</td> <td>5</td> </tr> <tr> <td>Standard Deviation</td> <td>0.48</td> </tr> </tbody> </table>		Statistics	Value	Mean	4.67	Median	5.00	Mode	5	Standard Deviation	0.48	<table border="1"> <thead> <tr> <th>Statistics</th> <th>Value</th> </tr> </thead> <tbody> <tr> <td>Mean</td> <td>4.67</td> </tr> <tr> <td>Median</td> <td>5.00</td> </tr> <tr> <td>Mode</td> <td>5</td> </tr> <tr> <td>Standard Deviation</td> <td>0.55</td> </tr> </tbody> </table>		Statistics	Value	Mean	4.67	Median	5.00	Mode	5	Standard Deviation	0.55
Statistics	Value																						
Mean	4.67																						
Median	5.00																						
Mode	5																						
Standard Deviation	0.48																						
Statistics	Value																						
Mean	4.67																						
Median	5.00																						
Mode	5																						
Standard Deviation	0.55																						
3. The instructor returned assignments/tests conscientiously.		4. The instructor showed enthusiasm about the subject matter.																					
<table border="1"> <thead> <tr> <th>Statistics</th> <th>Value</th> </tr> </thead> <tbody> <tr> <td>Mean</td> <td>4.69</td> </tr> <tr> <td>Median</td> <td>5.00</td> </tr> <tr> <td>Mode</td> <td>5</td> </tr> <tr> <td>Standard Deviation</td> <td>0.47</td> </tr> </tbody> </table>		Statistics	Value	Mean	4.69	Median	5.00	Mode	5	Standard Deviation	0.47	<table border="1"> <thead> <tr> <th>Statistics</th> <th>Value</th> </tr> </thead> <tbody> <tr> <td>Mean</td> <td>4.56</td> </tr> <tr> <td>Median</td> <td>5.00</td> </tr> <tr> <td>Mode</td> <td>5</td> </tr> <tr> <td>Standard Deviation</td> <td>0.75</td> </tr> </tbody> </table>		Statistics	Value	Mean	4.56	Median	5.00	Mode	5	Standard Deviation	0.75
Statistics	Value																						
Mean	4.69																						
Median	5.00																						
Mode	5																						
Standard Deviation	0.47																						
Statistics	Value																						
Mean	4.56																						
Median	5.00																						
Mode	5																						
Standard Deviation	0.75																						
5. The instructor stimulated interest in the subject matter.		6. The instructor's explanations were clear.																					
<table border="1"> <thead> <tr> <th>Statistics</th> <th>Value</th> </tr> </thead> <tbody> <tr> <td>Mean</td> <td>4.37</td> </tr> <tr> <td>Median</td> <td>5.00</td> </tr> <tr> <td>Mode</td> <td>5</td> </tr> <tr> <td>Standard Deviation</td> <td>0.93</td> </tr> </tbody> </table>		Statistics	Value	Mean	4.37	Median	5.00	Mode	5	Standard Deviation	0.93	<table border="1"> <thead> <tr> <th>Statistics</th> <th>Value</th> </tr> </thead> <tbody> <tr> <td>Mean</td> <td>4.52</td> </tr> <tr> <td>Median</td> <td>5.00</td> </tr> <tr> <td>Mode</td> <td>5</td> </tr> <tr> <td>Standard Deviation</td> <td>0.64</td> </tr> </tbody> </table>		Statistics	Value	Mean	4.52	Median	5.00	Mode	5	Standard Deviation	0.64
Statistics	Value																						
Mean	4.37																						
Median	5.00																						
Mode	5																						
Standard Deviation	0.93																						
Statistics	Value																						
Mean	4.52																						
Median	5.00																						
Mode	5																						
Standard Deviation	0.64																						

Instructor Questions for (Kritika Goel)- Distribution of Responses (continued)

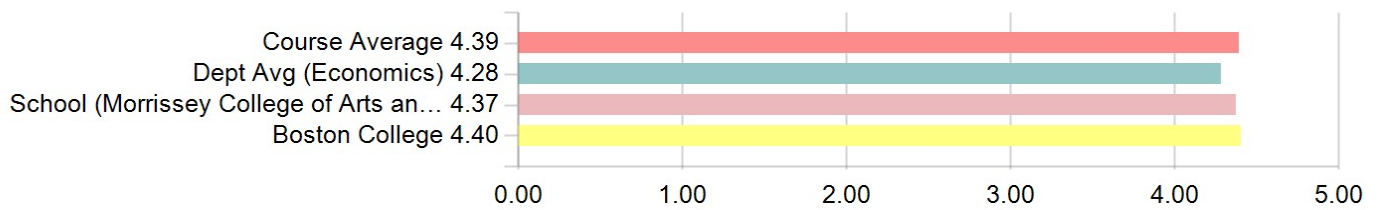


How would you rate this instructor overall as a teacher?

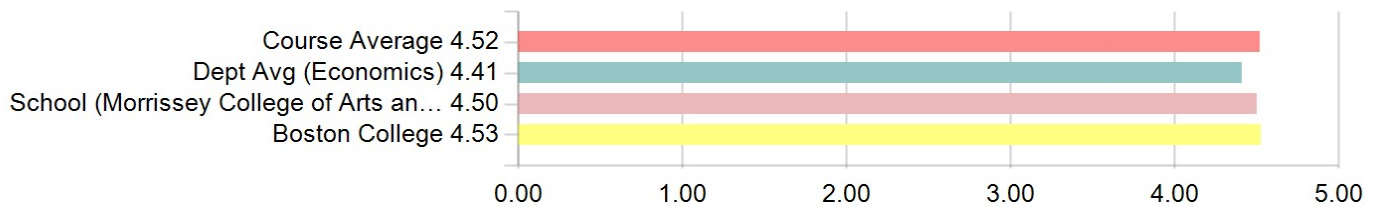


Course Questions for ECON115008_2020F_Discussion Group--Statistics - Benchmarks

1. The course was well organized.



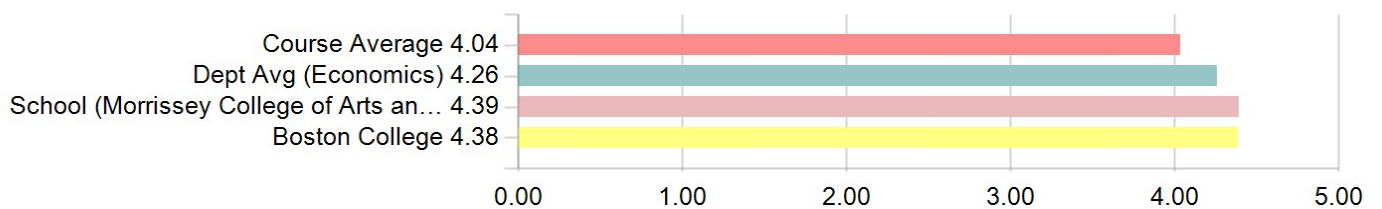
2. The course generally followed the syllabus.



3. Class attendance was necessary for learning course material.



4. The course was intellectually challenging.



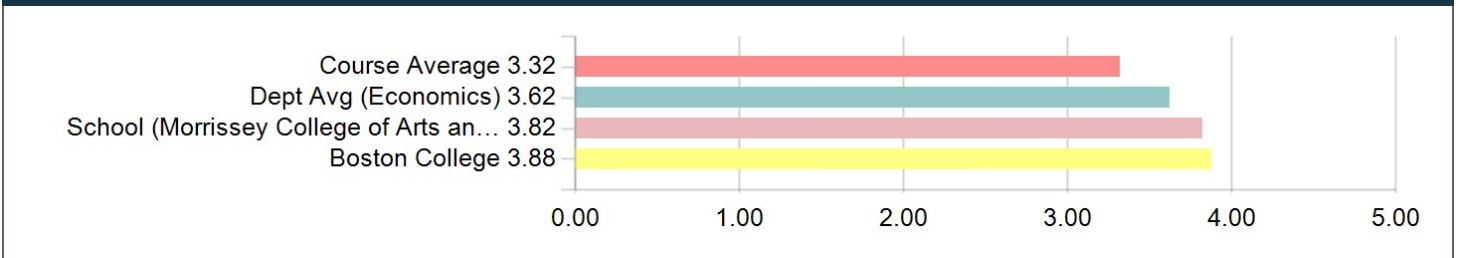
Compare to similar courses (ie core, major, etc.), this course required:

Compared to similar courses (ie core, major, etc), this course required:



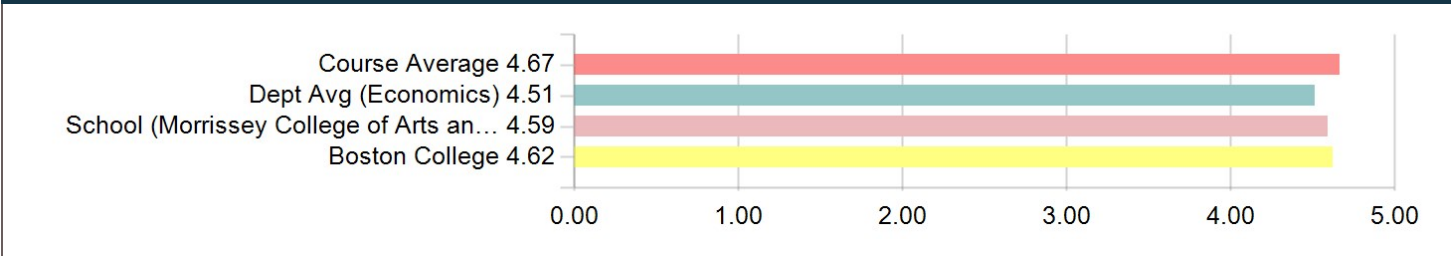
How would you rate this course overall?

How would you rate this course overall?

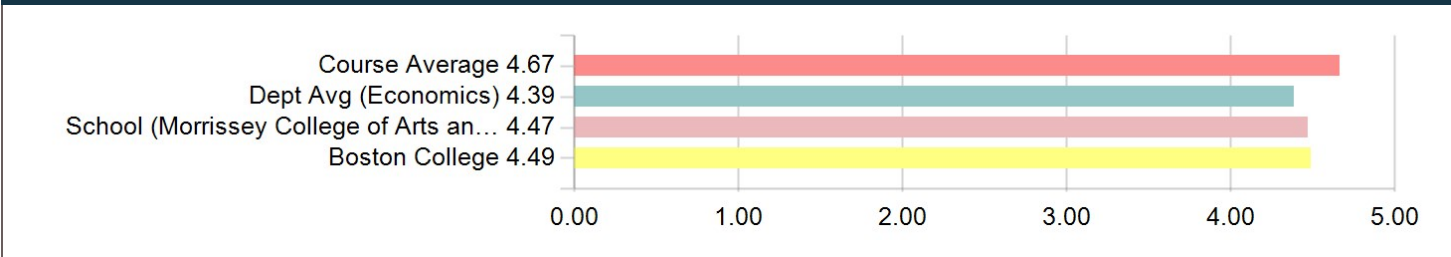


Instructor Questions for (Kritika Goel) - Benchmarks

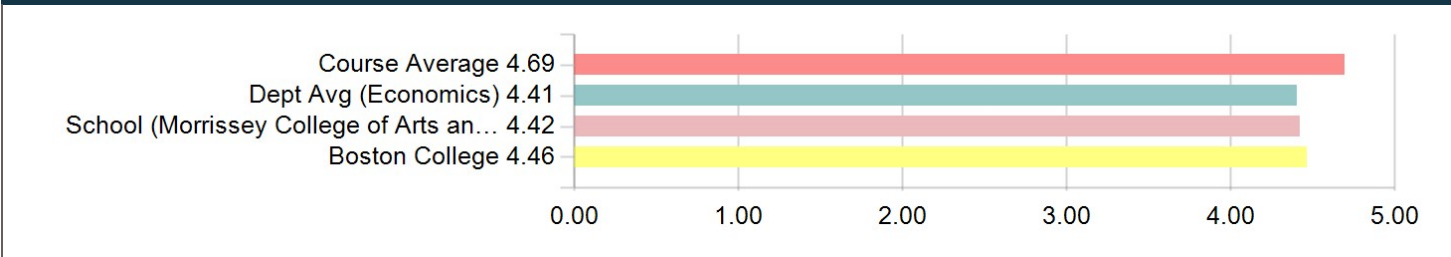
1. The instructor was prepared.



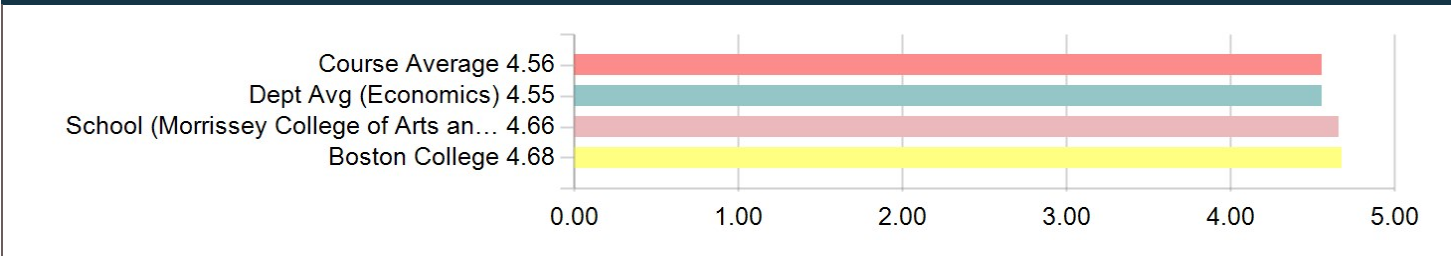
2. The instructor was available for help outside of class.



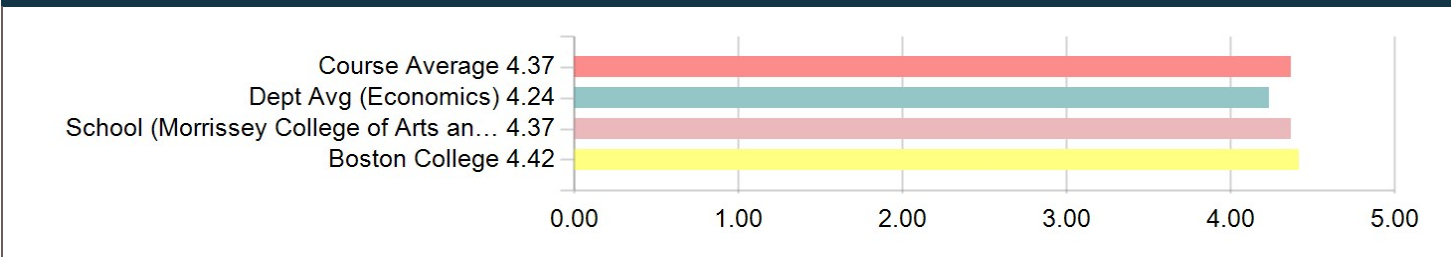
3. The instructor returned assignments/tests conscientiously.



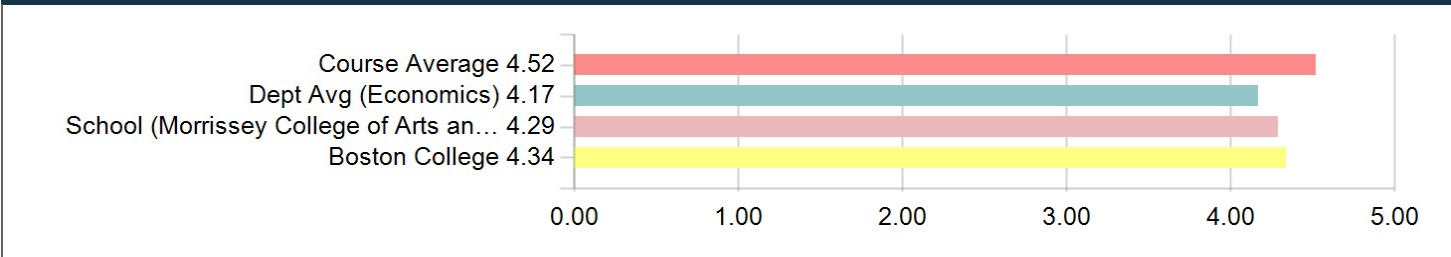
4. The instructor showed enthusiasm about the subject matter.



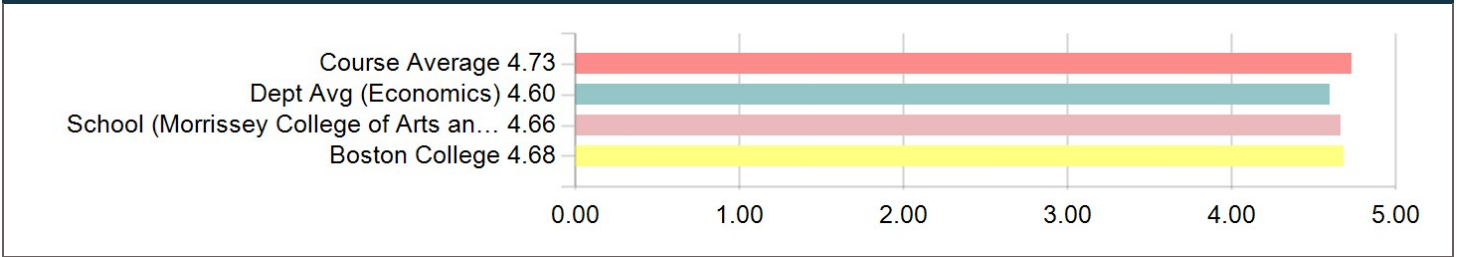
5. The instructor stimulated interest in the subject matter.



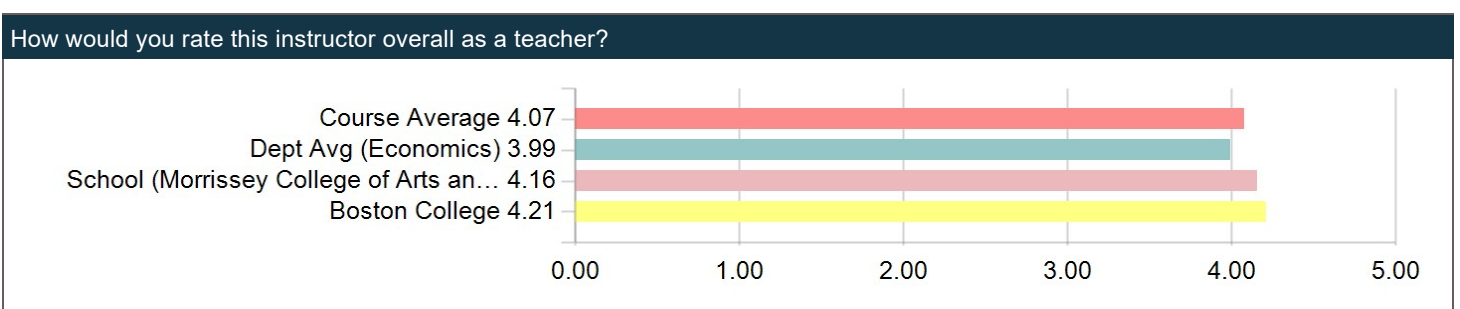
6. The instructor's explanations were clear.



7. The instructor treated students with respect.



How would you rate this instructor overall as a teacher?



Comments for ECON115008_2020F_Discussion Group--Statistics - Kritika Goel

What are the strengths of this course?

Comments
It teaches students about the statistical Stata software and how to use it to perform statistical analysis.
I learned something new and useful.
Helps with Stats class and learning Stata
learned a lot about how to use STATA
teacher knew the material very well
Professor is great.
Relatively interesting subject matter Can help with what we are doing in class
Nice and responsive TA
Her explanations over the stata inputs and how they were achieved were clear and concise.
The strengths of this course include its organization and nearly constant ability in class for individual attention and help.
Helped learn the computer side of how economics is used.
good lectures
I liked how we learned through the quizzes.
The professor did a very good job of explaining the material and ensuring that we understood what we were learning.
Instructions are very straightforward and the teacher works with students in a very direct way to teach.
This course provides assistance to the Econ: statistics course and teach us how to use STATA to deal with data.
–Learning how to use stata lab
Professor was always there to help us when needed.
She is very good at explaining things, and is open to helping you on the quizzes

How could the instructor improve the course?

Comments
The instructor needs to sometimes make the lesson shorter so there is sufficient time for the quiz during the class. Grading on the problem sets also seems ambiguous often, clearer grading guidelines would be helpful for students. It was sometimes unclear what was required for each problem set.
More focus on how what we learn ties into the paper.
N/A
be more clear about expectations, slow down on the lecture material
Sit down because she blocks the board a lot
I cannot really think of a grievance I had against this class, as it was only once a week.
Sometimes the weekly quizzes felt unnecessary because it was only a regurgitation of what we had just learned in class. Also, the grading of the problem sets, at times, seemed inconsistent.
Disliked how it felt like a whole other course to the Statistics course.
nothing
I would explain the practical applications of Stata more.
Don't have quizzes at the end of the class.
More instruction over the concepts of the course instead of merely copying down what the teacher wrote on the screen.
This class has almost as much out of class work associated with it as a full 3 credit course, it should be adjusted accordingly.
–no need for improvement
Explanations were sometimes unclear.
I think the material covered is often ahead of statistics class, so it gets very confusing at times and I forget everything I learned the next week.

Would you recommend this course to other students, majors, etc.? Why or why not?

Comments
I would recommend this course to other students because it is required for the statistics class. It is useful to understand Stata software, but can seem kind of repetitive at times.
yes! learning a new statistics software was both fun and useful.
Yes, see strengths.
yes, it is a very good way to introduce yourself to the basics of STATA
Yes
Sure
Yes. Knowing Stata is a valuable skill to have that I will definitely use later on in my life.
Yes. It was certainly a valuable process writing the research paper.
i would, learn a lot about stata
Yes because you learn Stata and how to use data.
It is a required part of Statistics. If I didn't have to take it I wouldn't have but I didn't mind the material.
Yes, because it is required for econ majors.
-yes because it was informative
Yes, it is good to get a blend of programming and statistics.

Additional Comments:

Comments
n/a
Kritika is an excellent person!
nothing
-n/a

**Responses to Customized Questions for ECON115008_2020F_Discussion Group--Statistics -
Kritika Goel**